

SOUND FABRICATIONS

QUILT SHOW ARRIVES OCTOBER 22-24TH

Special points of interest:

- QUILT SHOW NEWS
- PROGRAM/WORKSHOPS
- Community Service Program Kick Off
- WINTER RETREAT
- STASH BUILDER
- PRESIDENTS MYSTERY QUILT
- Block of the Month Pattern
- Featured "Season Sewer"
- Raffle Ticket Turn In!

Well, it's almost here! Are they done yet? Are the sleeves on? All the hard work will pay off and we will have a good turn out, beautiful displays, good shopping and some fun too. Below are some important reminders:

Be sure you see the quilt -turning at least once. This is where the special quilts from our members will be shown and a short credit given to each quilt. There will be a "before hours" turning for those who work early and the vendors at 9:15 each day.

New for this year, The

Gratitude Tree is a tree to hold tags with our thanks and appreciation for the quilters and all those who have helped us in our guild over the past twenty five years. We don't say it often enough. Here is your chance. Take time to pick up a tag at the tree, write one or several (no limit) and hang them on the tree. They will be gathered and sent to the proper members. You can sign your name or not. One of the most important benefits of the guild is the friendships we make.

There will be demonstrations going on throughout the day. Our Featured Artists booth

will be a treat this year and recognize some of our "Seasoned Sewers".

Come, have a great time. This is such a good time to meet new members, get to know others better and share our great quilts and the love of quilting. Enjoy!

Thanks again for everyone's hard work and dedication. We could not have done it without so many working so hard. What a great team this has been. We're very grateful.

Your Co-Chairs,
Thelma Moyer
Laurel Moyer




Employment Opportunity!

It's not too late to offer your time and talents to serve as a "worker bee" at this year's show. We can always use help hanging, take down, in the café and hostesses so don't hesitate to call or email Meg Shellenberger at 360-876-4564 or Quiltsister@hotmail.com

"CHECK OUT OUR NEW QUILT STANDS AT THIS YEARS SHOW"





Presidents Patch

What a great turn out last night. The anticipation of the Quilt Show is in the air. All the hard work put in over these past months is going to pay off for one wonderful show. There are many members who, over the years have contributed towards this celebration of "25 Years"! Thanks go out to them! Thank you just doesn't seem like enough, but this years crew headed up by Thelma Moyer and Laurel Moyer have made it so special focusing on the guild and our accomplishments. I look forward to seeing, working, eating, and meeting more quilters there. My hope is that Quilt Show 2011's committee will call on Thelma and Laurel for help in taking our Quilt Show into the 21st Century!

"Check out
my
Mystery
Quilt
Teaser on
page 7"

November's Guild meeting will be fun. We plan on drawing the winning ticket for this years Raffle Quilt and acknowledging those who put on the WSQ Show this year. We will have a short business meeting and then those who would like can stay and help with our first "Charity Quilt Guild Sew In" of the year. Dixie Kliewer will be heading up the sew in and with your help we hope to get a few tops started. You are invited to bring scraps from your stash to the meeting. Dixie said "we can use as small as 1 1/2" x 2" fabric strips. She has a wonderful pattern that really works well with all kinds of scraps.

Last, but not least, tradition has the current President teach a workshop in the spring. I've decided to do that quilt over this coming winter and then come together in the spring to lay it out and put it together, a Mystery Quilt of sorts (see article in this newsletter). You can join in anytime. We have some wonderful programs lined up this coming year and I'm excited for those who have signed up for retreat. It's such a neat place to sew and a great opportunity to meet fellow guild members. See you at the REALLY BIG SHOW!

Rodie

VICE PRESIDENT IN SEARCH OF OVER DUE LIBRARY BOOKS!

Thank you for everyone who has returned library books, your efforts are appreciated! Although I've received many books, there are still more unaccounted for, so please keep looking.

I've been busy ordering new books today written by guest speakers who will be giving lectures, and/or workshops, in the next several months! Here are some of the books you can expect soon: "Bargello Quilts With A Twist," "Batik Gems", "Triangulations Bed Quilts." Let me know if there are any books you would like ordered for the Library!

Anyone who needs to get into the storage lockers please give me a call or email, I work in Silverdale on Mondays or Tuesdays and I would be happy to meet you up at Silverdale Self Storage, 10014 Levin Road NW.

Andrea Cole (360) 421-6197 or email at coleandrea17@yahoo.com

November Birthday Gals Want to Remind You to Set Your Clocks Back and Get Your Mammogram Done!

This is October and the month is filled up with **PINK** reminders that we don't want to forget those Breast Cancer friends and family who over the years have battled this life changing disease. I know we have all been touched in one way or the other by this and many more cancers over the years. So make sure you are taking care of yourself and those you love. Get checked and if you need help finding a resource ask Rodie Burd.

I know you won't miss next months meeting time. It falls on Wednesday November 3rd this year. So set your clocks back an hour Saturday night November 6th before you go to bed.

IDA KENDALL	NOV 1	LILLIAN ASHER	NOV 16
RODIE BURD	NOV 6	ELAINE BUETTGENBACH	NOV 21
TRULEE REED	NOV 7	DOTT GOODWIN	NOV 21
SIMONE MONTFORT	NOV 12	HEIDI BJORGEN	NOV 26
CHRIS BERGERON	NOV 13	SHARON DEMIANIW	NOV 27
COLLEEN WOODRUFF	NOV 13	SANDY SCHMITZ	NOV 29
PAT BORCHARDT	NOV 14	JODY WALLEN	NOV 29
		PATRICIA BROMM	NOV 30

"Happy Birthday"

Last Call for Raffle Tickets !!!

Betty Busek Co-Chair of this years Raffle Quilt has asked that all tickets that you have out must be turned over to her or mailed back to arrive no later than October 27th 2010.

Betty Busek
237 Tremont Place
Port Orchard, WA 98366-3749

The winning ticket will be drawn at Novembers guild meeting. Both Betty and Lynne Kuch need this time to tally up the totals and fill out the paper work involved in running this raffle.

PLEASE **DO NOT** BRING YOUR RAFFLE TICKETS TO THE QUILT SHOW TO TURN IN!

It is to confusing to mix with raffle tickets being sold at the show with your raffle tickets. If you would like you can bring them to the Executive Board Meeting Wednesday October 27th Betty will take them there.



"Raffle Tickets to Date"
3,204 !

AMERICAN HERO QUILTS

www.americanheroquilts.com and americanheroquiltswa.blogspot.com


Thank you to everyone in our guild who has and is still participating in the American Hero Quilt Project. We are over 7,500 quilts that have been given to our injured service members who have been wounded in Iraq and Afghanistan. Sew Dates coming up in 2010.

Jackson Park Chapel - Bremerton 10 to 2—Monday, Nov. 1 and Dec. 6,
Pacific Fabrics - East Bremerton 1 to 7—Tuesday, Nov. 2 and Dec. 7
Dates in 2011 -Sew Days at Pacific Beach Conference Center
Sunday 9 to 9 and Monday 9 to 6—April 10 & 11, June 5 & 6 and Oct. 2 & 3

For more information please contact guild member, Ione Ewert Whitney 360-908-4692

"West Sound Quilters support other non-profit quilting organizations in support of our troops."

Sew Like the Wind at Winter Retreat !!!



Quilters have been known to sew till the stars come out !

Winter Retreat is Just around the Corner. Our retreats are held at the beautiful Seabeck Conference Center, Seabeck, Washington.

There are still spots available for the Winter Retreat on November 12-14, 2010.

The cost is \$135.00 each for a Double Room. Due to limited space no Singles will be offered.


We sew in the Pines building and each person will have their own table. Meals are served in the Great Lodge, family style. If you have any diet limitations/concerns please let us know ahead of time.

Don't miss the chance to have a full weekend of sewing, food, fun and camaraderie. For new members it is a great way to meet other guild members.

For all that will be attending this year, your payment is due in full at the November 3, guild meeting.

Looking forward to having a few more attend. So be sure to sign up with Charol Riedel or Elizabeth Richmond at the back table.

This Months Stash Builders "Batiks"



30
6 1/2 " Stash Builder
Blocks

I'm sure looking forward to seeing all those beautiful batiks at the November meeting. At the October meeting there were a few samples of what you can do with the 6 1/2" squares. The patterns for disappearing 9 patch, disappearing 4 patch, and log cabin or courthouse steps are all easily done with these fabrics squares. Start looking at your own patterns just a little differently and you will be able to see how they might easily be converted to utilize your "stash builder" fabrics.

It is really great to see the amount of participation for Stash Builders. I want to thank all who helped out with the count verification at the meeting. Lots of members are going home with multiple yards in a variety of fabrics. This is such a great way to get a supply of charm fabric.

Here's a reminder of how it works: Purchase one yard of quilt store quality fabric in the requested theme for that month. Wash, press and cut into 6 1/2" squares. Easiest method is to cut five 6 1/2" strips WOF (width of fabric) and cross cut into the 6 1/2" squares. Start the cross cut at the salvage edge, and be sure that all of it is trimmed off. One yard yields 30 squares. Please separate your fabric, so that the squares are all right side up. Put them into a zippered gallon plastic bag marked with your name using a Sharpie so you can easily locate your bag at the end of the meeting. Bring it to the meeting and you will take home a variety of squares. This isn't a drawing so you will go home with as many as you brought. There is an added bonus: You will be able to cut a 2 1/2" strip from your leftover fabric. Bring in that strip as well for a drawing for a "Jelly Roll". For those members that are bringing in more than bag of squares, please be sure to provide different fabrics.

Some great shopping opportunities are coming up for getting your yard (s) of fabric. Of course there will be all the great Vendors at the quilt show. There is the mini shop hop that runs Oct 22 through the 31st in SW Washington, and Trains in Tacoma has their semi annual sale the first week of November.

Remember to pick up your shamrock pattern for Block of the Month that needs to be turned in at the December meeting, and I can't wait to see all the beautiful batiks in November.

Elizabeth Richmond

NOV 3- BATIKS

MAR 2- NEUTRALS

JAN 12- STRIPES

MAY 4- ASIANS

Quilt Show Stuff: Quilt Receivers

For those who are new to the Quilt Show business an explanation of how your quilt gets from your hands to the show. You have gotten your packet with your Quilt registration forms in the envelope. Each form must be attached to the correct quilt on the back lower right corner. (If you have more than one quilt you are entering) Your receiver will give you a clear plastic bag your quilt will fit in, than place that quilt folded with the form facing out to read. (Except Challenge Quilts they go in a Black bag) Find a Quilt Receiver near your home and deliver it/them to that person who will sign for your quilt and be responsible in getting them to the fair grounds Thursday morning and responsible for getting back to their home to deliver back to you. Make arrangements to pick up your quilts from the same person you drop them off with at a later date. Any questions please call Sharon Demianiw at 360-871-1672

1. West Bremerton Tamara Whipple	Phinney Bay 360-710-5197	6. Hood Canal So. Shore Thelma Moyer	Twanoh Falls Dr. 360-275-5122
2. West Bremerton Bremerton Hi School Joyce Lorenzen	near 360-373-6968	7. Port Orchard Dixie Kliewer	Parkwood 360-871-2901
3. West Bremerton Drive Sandy VanDePutte	Rocky Point 360-377-4583	8. East Port Orchard Kathy Haner	360-871-2350
4. Silverdale Rd area Linda Morton	Newberry Hill 360-698-3088	9. South Colby Sandy Schmitz	360-871-1663
5. Allyn Nancy Behrendt	Lakeland Village 360-277-4113	10. Olalla Sally Heilinger	253-857-5553
		11. Burley Robin Butler	253-858-8157

More Quilt Show Stuff:

- Café really needs help
- Remember to bring the quilt rack you signed up to bring Thursday October 21st, Better to have to many than not enough.
- You may bring a picture of someone with one of your quilts to be pinned around our big world
- map board in the center of the hall. We'd really like pictures of the quilts sent to the orphanages.
- Only those working in the kitchen are allowed in there. Please do not enter the building thru the kitchen!
- PARKING for those working will be in the lower parking lot area. Leave the spaces up top for our visitors. On Thursday when you are done unloading please move your car quickly for others.
- Don't forget to contact your drop off person for your quilt/s. Make sure they have sleeves.
- We can make Kathy really happy by bringing a door prize to the show.
- Be looking for your sign up times and dates in the mail as a reminder for your shift work.
- HAVE FUN!!!**

Final Quilt Show Stuff: Treasure Chest

This is our own WSQ guild vendors booth. We actually rent our own booth for those members who have items they might want to sell at this years Quilt Show. Some ideas others have sold in the past: Small quilts, books, cards, homemade items, UFO's, and of course fabric!

Ruth Dudley is heading up this years sales booth. She has a very well organized system passed down to her from Nancy Lee and embellished by Ruth this year.

In order to make this work if you do choose to submit your goods to the Treasure Chest we ask that you sign up to work a 3 hour shift in the booth along side other guild members.

There are forms to fill out and what good vendor doesn't have paperwork to do. You will need to make an appointment with Ruth to drop off your goods Thursday October 21st at the Kitsap Fairgrounds Presidents Hall. For more info contact Ruth at 253-380-9774 or email @psycoquilter@yahoo.com.

It's not to late to Sign Up!

Seasoned Sewer Feature

“It’s just a design opportunity!”



Joyce Lorenzen and her husband, Robert, live in one of those great old houses on 10th Street in Bremerton. They raised their two children, a son and daughter, in that house and have lived there since the 1970's. They lived for a short time in Alaska but the town was small and she didn't like the cold. Joyce and Robert have seven grandchildren.

Joyce sewed for her family. She also tailored clothing and still has some of her well made items. Long ago there was a time when Joyce said, “I'll never Quilt. Why would I want to do that.” Ha! Ha! She decided to take a quilt class with a friend at Bremerton Parks. She thought, “This is not so bad after all.” When she got more interested in the making of quilts and met more friends through classes and quilting she was hooked! Joyce says that long-lasting friendships and always learning is great and keeps you going. Joyce is one of our seasoned members since 1993. It is always nice to meet members in their homes because you get to see some wonderful sewing rooms and, of course, fabulous quilts but never enough time to see it all! Darn!

As most of us probably do, Joyce keeps her quilts around the house. The great space saver idea is she rolls her quilts up and puts them in baskets. It just looks like a country winter. I asked Joyce if she has ever kept track of how many quilts she has made over the years. I knew that was a silly question. She told me her Daughter tried to inventory them by taking pictures and logging them into a book. She still has not filled out the lines of the information yet, that kind of information she doesn't have time for. Like most quilters we start out with the traditional patterns. Joyce made all those years ago. “That gives you the practice you need so you can continue on to wherever your quilting takes you.” I have learned that when you have sewn quilts together you become a self-expressed artist because those ideas you put together just have to come out.

Away from quilting Joyce has had many different jobs, and like the job she has now did not go looking for them. Right now she is working part-time at the Church near her home. She walks to work. She is Operations Manager and loves what she can accomplish for the church.

When Joyce took me down to her sewing room she said it is “a little disorganized” It was large and a lot of stuff, but I think that shows a very busy and creative person. She has a custom built design wall and doors that open to reveal sliding drawers and baskets. Joyce also has many sewing machines to do different projects.

It was fun at Joyce's. She has a great attitude. “More fabric and books keeps us going.”

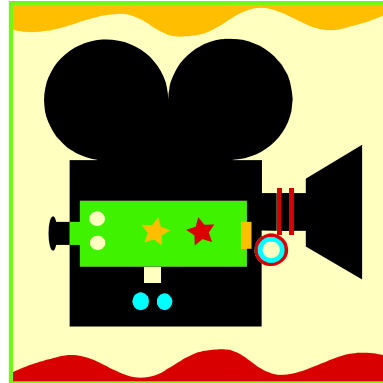
Thanks, Joyce.

Written by WSQ Historian, Donna Martin

Name Tags

If you are in need of a name tag you can order them from our Membership Chair Lillian Schauer.

This month and up until next months guild meeting you can order the magnet backed type for \$5.00. We have so many new members that it's nice to have a name with your face.



MARK YOUR CALENDARS FOR UP COMING ATTRACTIONS

PRESIDENTS MYSTERY QUILT 2010-2011

Finished Size without Borders
66"x78"

Finished Size with Borders 78"x90"

Fabric Requirements:

Background: 4 yard

11 Accent Fabrics 1/4 yard
each

1 Accent Fabric 1/4 provided

Outer Border 2 1/4 yards

Binding 1 yard

Backing W/Out Border 4 yards

Backing With Border 5 1/2 yards

**Sign Up Next month and get
your first assignment!**

<p><u>JAN 12TH GUILD MTG</u> Jacque Noard Inspirations for Design Long Arm Quilter Retired Quilt Shop Owner</p>	<p><u>JAN 22ND</u> Friday Girls On Saturday !!! Workshop (TBA) \$10.00 Class</p>
<p><u>Feb 2nd GUILD MTG</u> Laurie Shifrin Color and Inspiration Designer, author, quilter Trunk Show</p>	<p><u>Feb 5th</u> Laurie Shifrin Mango Tango Class: \$25.00 Pattern \$10.00</p>
<p><u>Mar 2nd GUILD MTG</u> Maggie Ball Designer, author, teacher Bits and Pieces Trunk Show</p>	<p><u>Mar 5th</u> Maggie Ball : Bargello with a Twist. Class: \$25.00 Price includes pattern.</p>

The meeting was called to order at 6:30 PM by **President Rodie Burd**.

Rodie recognized & thanked October birthday members for hostessing the meeting.

Membership report: There were 94 members & 7 guests present at the meeting. 3 new members joined the guild tonight.

Rodie announced **New Member Packets** have been developed. The previous policy of giving new members a \$10 certificate for a class has been reinstated. Any member who joined since May 2009 will be eligible for a certificate. See Lillian at the membership table.

Minutes of the previous month's meeting were approved as corrected (Sharon Demianiw had surgery, not an accident). Moved by Judy, seconded by Delaine, passed.

Treasurer's report: **Lynn Hills** reported on the financial status of the guild. Lynn asked members to dispose of all old "request for reimbursement" forms. New ones have been developed. New forms can be gotten from Lynn. She will explore getting these forms placed on the website. The report was accepted as presented. Details are available in Lynne's report, or by contacting her.

1st Vice President's Report: **Irene Hudspeth** reported on upcoming workshops & projects through May 2011. An article listing speakers & workshops will be in the newsletter & on the website.

2nd Vice President's report: **Andrea Cole** reported new books added to the library.

Announcements:

President's Mystery Quilt Sign Ups: Rodie has a sign-up sheet & the first "tips" for the project. The project will consist of monthly mystery blocks with an "assembly" workshop in the spring.

Community Services Program Update: Syndie Hagardt is Point of Contact for this part of our guild's presence in the community. If you have questions or want to sign up, please contact Syndie at 360-871-5778. Next meeting will be 11 AM, November 13th at Syndie's house.

Quilt Show Business: Co-Chairs Laurel & Thelma Moyer

Rodie has advance "**Pre Sale Tickets**" for sale at the break. These are to give friends or relatives.

Sharon Demianiw discussed the role of "**quilt receivers**". A list is posted on the walls & in the newsletter. Contact a receiver in your area for an appointment. They will walk you through the process.

Sharon Floyd announced there would be a class for **judges** 6 PM, Friday, October 8, 2010, at Pacific Fabrics. Please come to the class & sign up to judge. Several more judges are needed. You get free lunch!

Bernie asked for sign ups for the **quilt-turning demonstration**. There will be several times each day.

Dora Trotter & Karen Rositer requested **help in the kitchen** for making sandwiches & preparing food. Rainbow girls will help with serving, but cannot prepare meals.

Marilyn Hepner announced the **layout** is completed. If your quilt will not be ready for the show, please let her know by October 11th, to avoid ordering extra quilt stands.

Monika discussed getting word out about the show. **Bookmarks & flyers** are available at the table. There is a **press release** available if you have access to a newsletter or local newspaper. WSQ has an ad in the County Register – copies are available for distribution. Please help distribute these. If you signed up to put up signs, thank you. You will get details about where the signs go, etc. from Monika.

Meg announced there are still many openings in the **volunteer schedule**, so please sign up. She will be mailing out reminders to volunteers soon. If you haven't signed up to help, you can expect a call from her.

Block of the Month: This month is hearts – please turn in at the table on the side of the room. The block for December will be a Shamrock pattern. It will be available at the November meeting.

Stash Builders: November's theme is batiks. To participate, bring 30 washed & pressed 6 ½" squares in a plastic bag with your name on it. If you bring more than one bag, please bring a different batik in each bag.

Next Guild Meeting is 6:30 PM, November 3, 2010, at Givens Community Center.

Next Executive Board Meeting is 6:00 PM, October 27, 2010, at Stafford Suites.

Meeting adjourned at 8:20 PM

Marscha Irving, Secretary

March Clover

West Sound Quilters Block of the Every Other Month

Cut:



9 ~ 2½" X 2½" squares, white



12 ~ 2½" X 2½" squares, med/dark green



9 ~ 2½" X 2½" squares, green (provided)



3 ~ 2⅞" X 2⅞" Squares, white



3 ~ 2⅞" X 2⅞" Squares, medium/dark green



1 ~ 2" X 10" (approximate length), medium/dark green – cut on the bias (cross fabric grain) which allows for curve.



• Clover stem: fold in half long ways, right sides together and stitch ¼" seam. Turn right side out and press with seam in the middle of the "back".

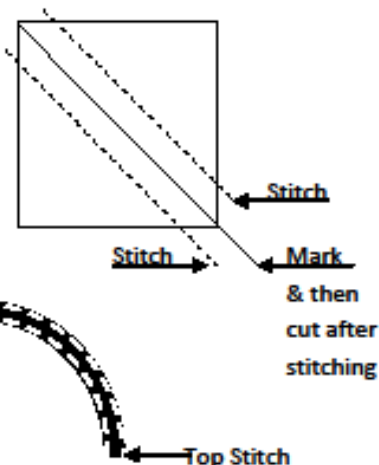



• Green/white triangle block: place white and med/dark green 2⅞" X 2⅞" squares right sides together, mark a line from one corner to the opposite corner diagonally, stitch ¼" on each side of line and then cut along the line for two triangled 2½" squares! Repeat for 6 squares.

• Finish: Sew squares together in rows starting at the block top as shown above. Stitch in stem, with seam inside (not showing) in 4th row between 3rd and 4th block and then between 3rd and 4th row. Top stitch close to both edges with matching thread, pinning carefully to create the curve.

*Sew two blocks - one for the guild drawing and one to keep. When we are finished with this series you will have your own calendar quilt.

12" finished



designed by Sara 9/2010



Harborview Massage & Wellness

NOW OPEN: 450 Port Orchard Blvd, #300

Therapeutic Massage Injury Treatment Stress Reduction

360-876-Aaah (1114)

Monika Geiger, M. Ed., LMP & Assoc.

www.HarborviewWellness.com



No Tricks
 about getting your ad or article in
 WSQ newsletter.
 Email the Editor at:
hagardt@telebyte.net
 DEADLINE: NOVEMBER 10TH



EveryWear, Quilting

Tamar Whipple
 2133 Ford Avenue
 Bremerton, WA 98312
tamara@everywear4u.com
 360-710-5197

20 % Discount now thru end of 2010

Community Quilt Kick Off Starts This November 3rd!

**Bring Your Scraps to
 Novembers Guild Meeting.
 We will be cutting up fabric
 for charity quilts using a
 pattern presented by Dixie
 Kliwer. Bring a mat and
 cutter if you want. We will
 be cutting and auditioning
 fabrics. Patterns will be
 available to take with you.
 The guild is furnishing
 muslin and I am donating
 batting for this cause. The
 guild will vote on who the
 quilts are donated to. We
 will continue to work and
 try out different patterns
 during the year. The needs
 of the organizations may
 differ, so we need to be
 flexible in our designs. I
 hope you will join us at our
 next meeting and spend
 sometime with this
 important aspect of our
 guild's mission!**

Rodie Burd