

# Sound Fabrications

West Sound Quilters

**Wednesday, January 11, 2011**

Hosted by January Birthday Members.

~ 6:00 pm

Sign up for classes & visit  
with friends!

~ 6:30 pm

Welcome and meeting begins.


Speaker

*Thelma Moyer*







The Eye Goes to Contrast and it's not all about Black & White.

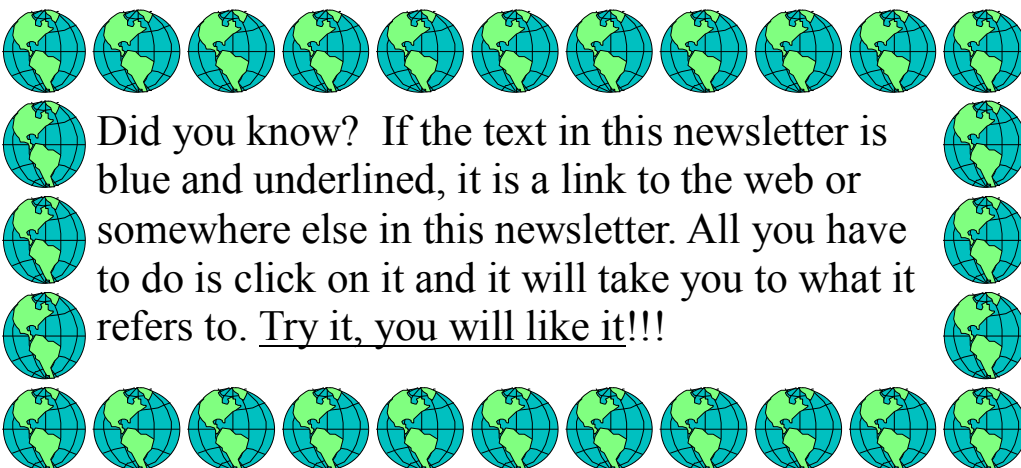


Note —  
January  
11th, is  
in the  
second  
week of  
January,  
not the  
first like  
normal!!!



## Points of Interest

-  [Birthdays](#)
-  [Newsletter info](#)
-  [Presidents Patch](#)
-  [Spring Retreat](#)
-  [Up Coming Events](#)
-  [Tipster](#)



Did you know? If the text in this newsletter is blue and underlined, it is a link to the web or somewhere else in this newsletter. All you have to do is click on it and it will take you to what it refers to. Try it, you will like it!!!

## WSQ Officers

**President**  
Irene Hudspeth  
**1st Vice President**  
(Programs)  
Pat Bromm  
**2nd Vice President**  
(Storage)  
Cathy Fischer  
**Secretary**  
Katie Knoelke  
**Treasurer**  
Annie Jarrett



What a great Holiday Party we had. Super food, and plenty of it, and a wonderful array of hats. Very inventive—the Christmas tree hats, Georgia's recycled hat with lights, and Ruth's elegant hat, I am glad I did not have to pick which one deserved what prize. Becky made some very cute prizes for the winners. We all looked so cute, and wacky in our various hats. Thanks Becky for coming up with the idea, also for getting the center pieces.

Rodie did a wonderful job of coordinating which row went through the food line in what order. Did all the volunteers at the quilt show get a prize???? The grand prize went to Sandy Van DePutte, what a big set of plastic boxes. WOW. Thanks for organizing that wonderful gift giveaway Rodie.

The party project of a Santa ornament was coordinated by Katie Knoelke, fun was had by all. She did 65 project baggies and they all went to busy hands. Thanks Katie.

And the raffle winner is!!!!!! Our own Sandy Schmitz. I think she liked the prize of that gorgeous Northwest Beauty quilt. We all wanted our names called. How wonderful that one of our WSQ members won it. The last time that happened was several years ago, when another Sandy, the VanDeputte won.

Now we can hold our breath waiting for the 2012 Raffle quilt to be shown, tickets printed, a committee formed to do site sales, etc. Not too early to think of which job you would like to do in 2012. Speaking of which, we need to decide if we want to continue to do the “annual” quilt show, or switch to every other year. No matter which one we decide to do, we need a Quilt Show Chair or Co-Chair to step up....the sooner the better.

I hate to keep harping on this, but we need a slate of officers for 2012. Think long and hard on what job you would like to do. Virginia Strandberg is heading that nominating committee. Please call her.

I hope you all have a happy holiday season, and can do something special for someone in need. I need to extend great thanks to all the our group that brought canned items for our local food bank, and to Janet Larson for taking the boxes to the food bank.

May you all have time to do a “little” sewing during this holiday season, See you the 2<sup>nd</sup> Wednesday of January 2012, January 11th. I am ready to hear Thelma Moyer spread her color knowledge to us all.

~ Irene Hudspeth

## **TO DO OR NOT TO DO**

Will we continue to do our quilt show the same way year after year, or is it time for some changes? A committee has formed to discuss this very question...some ideas are: smaller show with a smaller venue, do a show every other year, have the show in a different month, change the show emphasis to fiber arts to include different talents, or keep the status quo.

Please be thinking about these ideas and come up with some of your own...our committee would like to hear from you...at the January meeting we will take a “straw poll” and begin by asking you to decide on continuing a yearly show or having one every other odd year. The next question will be what time of the year would you like the show...spring or fall.

If you have an opinion either way please contact Becky Evans at [beckaolson@comcast.net](mailto:beckaolson@comcast.net) or call 360-479-6855...looking forward to hearing from as many members as possible!

## **Sew Days for Local Red Cross**

The local Red Cross is in need of quilts for infants to teenagers whose families in Kitsap County have been impacted by disasters such as house fires. To help fill this need, we are going to have sew days at Material Girls in Silverdale. This will be from 1-4 PM on the 1st and 3rd Friday of each month. We welcome anyone who would like to join us. Of course, any fabric that you may have just sitting in your stash is always appreciated.

Thank you. ~ Jan Mackem  
[billmackem@comcast.net](mailto:billmackem@comcast.net)

## The Salad Diane Allen made for the Christmas Party:

### Jennifer Aniston's Quinoa Salad

1/2 cup quinoa  
1 cup water  
pinch of salt  
1 bunch flat leaf parsley, washed and chopped (thick stems removed)  
4 Persian cucumbers, peeled in strips, seeded and diced  
2 medium tomatoes, diced  
1 ripe but slightly firm avocado, diced  
2 - 3 Tbs extra-virgin olive oil  
salt & pepper to taste

In a small saucepan bring water and salt to a boil. Stir in quinoa, cover and lower the heat to simmer. Cook for 15 minutes. Put quinoa into a medium size mixing bowl and cool. Add parsley, cucumbers, tomatoes, avocado and oil to quinoa. Mix and season to taste with salt and pepper.

*I doubled the recipe and used less of the parsley ~ Diane Allen*

## AMERICAN HERO QUILT PROJECT

American Hero Quilts were born out of the love and compassion of one determined Washington State woman. Her dream is that each of our injured troops returning home from war through Madigan Army Medical Hospital and other military hospitals, receive a "hug" of appreciation. To learn more about American Hero Quilts please go to the website [www.americanheroquilts.com](http://www.americanheroquilts.com) and the blog <http://americanheroquiltswa.blogspot.com>

In October our 10,000<sup>th</sup> quilt was donated. Many members of West Sound Quilters join in group sew days.

- ♥ 1<sup>st</sup> Monday of the month, Jackson Park Navy Chapel, Bremerton, 10 to 2 except in January it will be the 2<sup>nd</sup>, the 9<sup>th</sup> of January.
- ♥ 1<sup>st</sup> Tuesday of the month, Pacific Fabrics, East Bremerton, 1 to 5
- ♥ 3 times a year there is a 2 Day Sew for American Hero Quilts at Pacific Beach, WA

For more information please contact Ione Ewert Whitney at 360-908-4692

## In our Thoughts...

- ♥ Karen Carter fell and broke her shoulder. Please send her a card of well wishes.
- ♥ Karolynne Alfera is in hospice care - she wanted to say good bye to us all.
- ♥ Pat Bromm's husband passed away after a brief illness. Donations may be sent to the 1st Lutheran Church in Port Orchard, or the So Kitsap Helpline Food Bank in his memory.
- ♥ Dianna Nutt, passed away at Harrison Hospital on December 9. She did a wonderful job as one of the co-chairs for our Cafe at both the 2009 and 2010 quilt shows. Dianna was an enthusiastic quilter and active member of a quilting group at the Bremerton Senior Center, where she had many friends. Private family services are planned. ~ Sandy VanDePutte



## TIPSTER TIPS

Last month I wrote about the quilt that had been on my wall for two years while I searched for the right fabrics and let life interfere. I am happy to report that it is almost finished and will have it for next month's show n tell, reinforcing that it just goes better if you work with the inspiration.

I ran across a couple of great tips in American Patchwork and Quilting:

1. An inexpensive way to clean up your thread drawer and keep bobbin threads from unwinding is to secure filled bobbins with mini ponytail holder. These elastics come in many colors, so they also can provide a color-coding function. For instance, cotton quilting thread could use primary colors and appliqué, pastel ones.
2. When you are machine quilting and have to remove the quilt to replace the bobbin, have safety pins handy with a scrap of bright fabric to mark the place where you left off. Great idea.
3. If you don't have room for a regular design wall in your home, purchased an inexpensive roller shade, remove the shade and attach a flannel-backed vinyl tablecloth material that is sold in fabric stores by the yard. It can be hung above closet doors and rolled up when not in use. The blocks will stay in place when rolled up.

That's it for 2011. Have a wonderful Christmas Season and wish you all the best in the coming year. *The Tipster ~ Thelma Moyer*

# January Birthdays

Sara	MCDANIEL	5-Jan
Irene D.	HUDSPETH	6-Jan
Cathy	FISCHER	10-Jan
Diane	HUBERT	12-Jan
Thelma	MOYER	13-Jan
Nancy	THRALL	13-Jan
Marilyn	HOLT	16-Jan
Vivien	JORDAN	16-Jan
Betty	BUSEK	18-Jan
Karen	HORVATH	19-Jan
Lynne	KUCH	24-Jan
Berta K.	STONE	25-Jan
Mary "Jo"	WHALEN	29-Jan
Dora	WIGGINS	30-Jan

(Birthday ladies - Thank you for coming early to assist in set-up for the meeting, helping at the sign-in table and the guest speakers!)



# Up Coming Events!

For additional information visit the [WSQ website](http://www.wsq.com)

**January 11** - Thelma Moyer "The Eye Goes to Contrast and it's not all about Black & White."

**February 1** - Heidi Lund, Journey to Art Quilting and Dimensions in Cloth, a trunk show of wearables & quilts.

**February 4** - Heidi Lund - "Collage Quilts" Class. Create a fabric and fiber collage of Op Art or themed with animals, fish, flowers, chickens, leaves, Holiday etc. Come and learn the fun and innovative fabric collage and free motion stitching techniques. Let Heidi Lund help you free up your creative juices. Reference book for class is: The Art of Fabric Collage, by Rosemary Eichorn. Techniques learned apply to wearables, tote bags and art quilts. For more information, [heidilund.com](http://heidilund.com)

**March 7** - Mary Lou Weidman "Out of the Box".

**March 8, 9** – Mary Lou Weidman - "Flower Power" Class. These blocks are pieced blocks done hoochy style and made into great wall hangings and quilts. Then when they are done, you have the option of adding buttons for centers and eyes and other fun things in the garden. These quilts have a "WOW" factor and are loads of fun to do and to enjoy making. See what creativity, color and exploring design can do for a great quilt! For more info see [marylouquilt designs.com](http://marylouquilt designs.com)

**March 15-18**, - [Spring Retreat](#)

**April** - Kathy Arroyo has a colorful, spirited 75 minute presentation with a small trunk show. She has assembled photo's of all sorts of inspirations that have influenced her. The title "To Imagine, To Create, To Learn" she feels captures the spirit and body of this presentation. For more information see [pbjworks.us](http://pbjworks.us).

**May 2** - Sandy Schweitzer "Women Speak with Needle and Thread".

**May 3** – Sandy Schweitzer - Patch Sampler Wall Quilt Class. This is a "get serious" and master the techniques of consistent piecing and how to make a "perfect" binding!

**June 6** - Heidi Pride more "Color Play Lecture"

**June 7** - Heidi Pride - "Color Play Workshop" This workshop takes the basics covered in the Color Play lecture and puts it into practice. We will cover picking fabrics to make a surprise fusible wall quilt. Each student will pick fabrics from our fat quarter selection for their projects and Heidi will guide the class through making stunning fabric choices for their projects. Students will leave this class with color confidence.


**July 11** - Joan Wolfrom -"Color Play". Find clues to basic color ideas and such wonderful illusions as luminosity, luster, depth, shadows, and highlights. Enjoy a slide show parade of eye catching, show stopping, quilts that go WOW with color as you learn more about magic of color. [joenwolfrom.com](http://joenwolfrom.com)

**August 4** - Barbara Shapel is giving a "Trunk Show" . She is an award winning quilter, Barbara won Best of Show in the first juried quilt show she ever entered. She has won awards and recognition in many regional and national shows. She focuses full-time on creating contemporary fiber art pieces. [BarbaraShapel.com](http://BarbaraShapel.com)

# SEWING AT RETSIL

Hi from Georgia and Annie,

Here are pictures of the giving of the Veterans Quilts at Retsil Washington Veterans Home: Notice how the young lady is eyeing them. The Gentleman in the middle did not want to give his up. Georgia and I would like to thank all those who have participated in making the quilts. I gave my husband my first quilt and he takes it everywhere. I'm sure the residents will feel the same way. They are all so beautiful. God Bless, *Annie and Georgia*



Annie and Georgia have volunteered to do mending for the residents of Retsil. Guild members are welcome to come and help or free sew, work on community quilts or work on your 'get er done' or UFO's.

We will be sewing December 26<sup>th</sup> 2011.

We are now scheduled for next year and it's the same schedule every fourth Monday of each month.

Everyone is invited to free sew from 10:00 to 3:00. Lunch \$5.00, or BYOL, cost to sew 0.00

<http://www.dva.wa.gov/veteranshomeretsil.html> for directions.



lone doing what she loves "teaching".



## Mini Group at it Again

IN STITCHES mini group took off on yet another retreat, this time to Copalis, to a cabin owned by Sharon Floyd's cousins. Located right on the Copalis River, just blocks from the ocean, it was the perfect place for quilting and fishing. Salmon were observed migrating up the river, but none were caught. Sorry. But a lot of quality sewing was done. Along the way to the cabin, Lillian Schauer and Sharon Floyd discovered a terrific quilt shop, Country Girls Quilting, in Elma, WA. Self-described as the largest quilt shop in Southwestern Washington, I find no reason to disagree with them. By Saturday, we were ready for another break and drove into Ocean Shores to visit Cranberry Bay Fabrics. It is so fun to support the local quilt shops. See attached photos for a view of Sharon quilting in the cabin, and also Lillian's favorite fishing spot on the river. The weather was perfect. If your mini group hasn't done anything fun lately, it may be time to start thinking outside the box. There is so much to do. Have a ball. ~ *Lillian Schauer*







# October Jack

West Sound Quilters Block of the Every Other Month

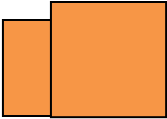
Cut:



6 ~ 2½" X 2½" squares, pale orange(provided)  
2 ~ 2⅞" X 2⅞" Squares, pale orange(provided)

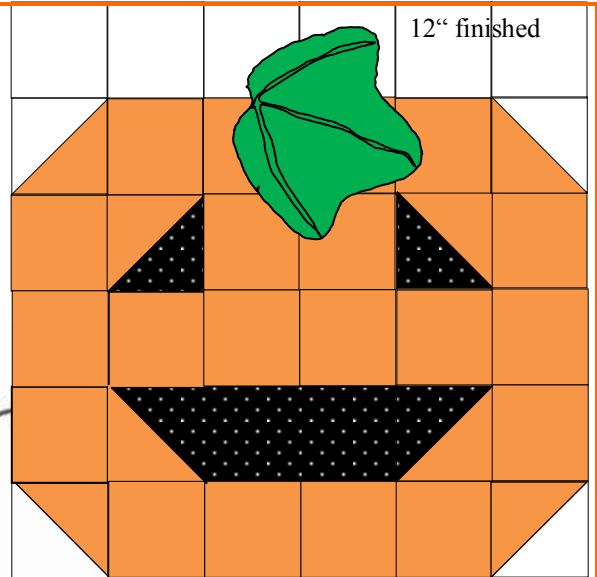


2 ~ 2½" X 2½" squares, black  
2 ~ 2⅞" X 2⅞" Squares, black

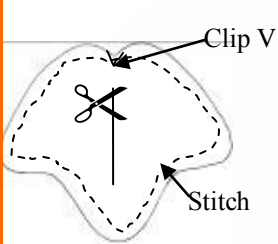


20 ~ 2½" X 2½" squares, orange  
4 ~ 2⅞" X 2⅞" Squares, orange


Get 'provided' fabric at January meeting & bring completed block in February for a chance to win the drawing.



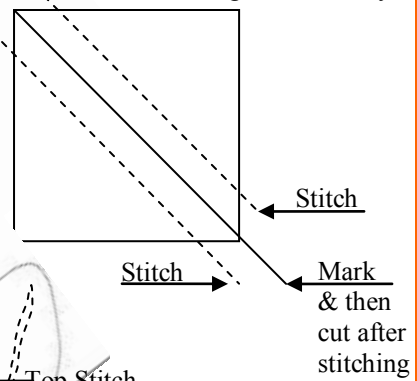
2 ~ leaf, 1 medium green and 1 dark green, draw around pattern and then add ¼" to cut. Should be approximately 4½" X 4" finished.



♥ Leaf: Sew leaf shapes, right sides together, ¼" in from edge, around entire shape. Clip a V within 2 or 3 threads of stitch line at bottom and inner curves. Cut 1" slit in the center of dark green side only and turn to the other side, through the hole. Press finished edge.



♥ Orange/white and orange/black triangle block: place orange and white or black 2⅞" X 2⅞" squares right sides together, mark a line from one corner to the opposite corner diagonally, stitch ¼" on each side of line and then cut along the line for two triangled 2½" squares! Repeat for 4 orange/white and 4 orange/black squares.



♥ Finish: Sew squares together in rows starting at the block top as shown above. Top stitch leaf along vein lines.

\*Sew two blocks - one for the guild drawing and one to keep. When we are finished with this series you will have your own calendar quilt.

designed by Sara 11/2010

"The party project of a Santa ornament was coordinated by Katie Knoelke, fun was had by all. She did 65 project baggies and they all went to busy hands. Thanks Katie."



## WSQ RETREAT REGISTRATION

SPRING RETREAT  
 Seabeck Conference Center  
 March 15 (Thursday) to March 18 (Sunday) 2012

Attendance is a minimum of 20 and a maximum of 30 people.

\$160.00 Double occupancy if two beds are in a room or if the room has one bed only. 2 nights and 3 days  
 \$211.00 Double occupancy if two beds are in a room or if the room has one bed only. 3 nights and 4 days.

Name \_\_\_\_\_

Guild member? Y \_\_\_\_ N \_\_\_\_

Address \_\_\_\_\_

City, State, Zip \_\_\_\_\_

Email \_\_\_\_\_

(may be used to send supply list and mystery quilt info)

Phone \_\_\_\_\_ Cell \_\_\_\_\_

Special diet needs \_\_\_\_\_

Nights (circle one):    2 nights    3 nights                      Room (circle one):    Single    Double    Handicap

Roommate preference \_\_\_\_\_

Emergency contact: Name: \_\_\_\_\_ Phone #: \_\_\_\_\_

**Retreat policy:** All retreats are on a first come, first pay basis. Only paid sign-ups are registered.  
 Payments may be made with the entire balance due **30 days prior to the retreat date**. You may cancel any time up to 30 days ***before*** retreat and receive a refund. If you must cancel less than 30 days prior to the retreat, you will receive a refund if there is a waiting list and someone fills your space.  
 Retreats are open to non-members for an additional fee of \$5.00 per day.

You may register for retreat at Guild meetings or send completed registration to Simone Montfort, 10195 May Ranch Lane SW, Port Orchard, WA 98367 or Shelley Harbottle, 6340 SE Heather Lane, Port Orchard, WA 98366.  
**DO NOT SEND CASH.** Checks or money orders only. **Make checks payable to West Sound Quilters.**

Questions? Call Simone at 360-895-7784 or cell 360-340-0575 or Shelley at 360-871-1377.

There is an additional cost for single occupancy rates (If there are 2 beds in a room and occupied by one person only.) Call if you need this option.

Date	Amount paid	Check #	Total Paid	Balance Due



I want to tell you how lucky I feel to win the 2011 WSQ raffle quilt. Thank you to the Canal Country Quilters for their time, workmanship, and quilting on this beautiful quilt. I absolutely love it and having it in batiks is wonderful. Every time I pass my bedroom and see the quilt on my bed, I smile. Thank you so very much,  
*Sandy Schmitz*



## Every Wear, Quilting

**Tamara Whipple**

**2133 Ford Ave, Bremerton, WA 98312**

**tamara@everywear4u.com**

**360-710-5197**

**Gammill Statler Quilting Service**

**[www.everywear4u.com](http://www.everywear4u.com)**

## Massage Gift Certificates

*One size fits ALL.*

Massage Therapy Relaxation Couples Packages  
 Spa Treatments Injury Rehabilitation

**360-895-Aaah (2224)**

Mon-Fri 10 a-7 p; Sat / Sun by Appointment

**Harborview Massage & Wellness Center**

Multiple Practitioners View Rooms Couples Packages Insurance Plans

**[www.HarborviewWellness.com](http://www.HarborviewWellness.com)**

PORT ORCHARD & SILVERDALE

**Every other Month Stash Builders** - Cut one yard of washed/ironed fabric into 30 - 6½" squares. Put them into a zippered gallon plastic bag marked with your name using a Sharpie and bring it to the meeting. You will then receive as many different fabrics as you brought. If you do multiple bags, please make each bag of 30 a different fabric. There is an added bonus: You should end up with a 2½" strip of leftover fabric. Bring that strip as well for a drawing of a "Jelly Roll". Multiple strips are fine, but again, please provide different fabrics. The next fabrics will be: **January - tone on tone, March - Novelty, May - Floral.** ~ *Elizabeth Richmond*

## WSQ 2011-2012 Committee Chairs

2012 Raffle Quilt:	Crazy Quilters mini group
Block of the Month:	Sara McDaniel & Rita Jackson
Challenge Quilt 2012:	Alyce Abrams, Joyce Palsson & Mary Jo Whalen
Community Service:	Meg Shellenberger & Dixie Kliewer
Emergency Contact Tree:	Lynn Hills
Guild Meeting Door Prizes:	Trulee Reed
Historian/Photographer:	Donna Martin
Hospitality Hostesses:	Dixie Fox & Alyce Abrams
Library:	Monika Geiger
Membership:	Lillian Schauer
Mini-Groups:	_____ (currently unfilled)
Newsletter Editor:	Sara McDaniel
Newsletter Mailings:	Sharon Demianiw
Photographer- Roving Reporter:	Syndie Hagardt
Programs:	Pat Bromn
Quilt Show Co-Chairs:	Linda Morton & Anita Bernhard
Storage Lockers:	Cathy Fischer
Raffle Quilt Tickets Sales:	Lynn Kuch & Betty Busek
Raffle Quilt Site Sales:	Rodie Burd & Rondy Voorhees
Sound Tips:	Thelma Moyer
Stash Builder:	Elizabeth Richmond
Sunshine:	Marscha Irving
Retreats:	
	Winter: Elizabeth Richmond & Charol Riedel
	Spring: Simone Montfort & Shelly Harbottle
T-Shirt Sales:	Sandy Van DePutte
Website:	Carolyn Fessler

**Next newsletter deadline ~ January 15, 2012  
 but you can send me stuff any time at my new e-mail!**

**[Editor@WestSoundQuilters.org](mailto:Editor@WestSoundQuilters.org)**

West Sound Quilters meet the first Wednesday of each month except January and July. In January and July our meetings are usually on the 2nd Wednesday of the month. We meet at Givens Community Center at 1026 Sidney Ave. in Port Orchard, WA. Doors open at 6:00 pm and the meeting begins at 6:30. Board Meetings are generally the 4th Thursday of each month at 6:00 pm at Stafford Suites in Port Orchard.