

Block of the month July 2005 For August Meeting

Fabric A- cut two 6" squares. Cut in half diagonally.

Fabric B- cut two strips 2 1/2" x 10"

Sew strip B between triangles A. Make two units. Square units to 6 1/2"

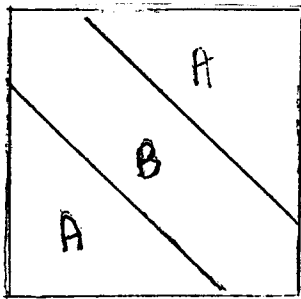
Cut one 7" square from fabric C. Cut in half diagonally.

Cut one 3 7/8" square from each of fabrics D and F. Cut each in half diagonally.

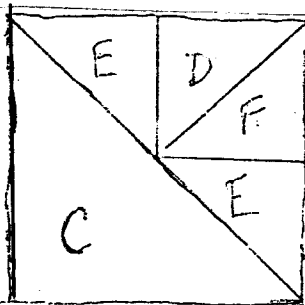
Cut two 3 7/8" squares from fabric E. Cut each in half diagonally.

Sew D and F triangles together to make squares. Sew E triangles to each side as shown in diagram.

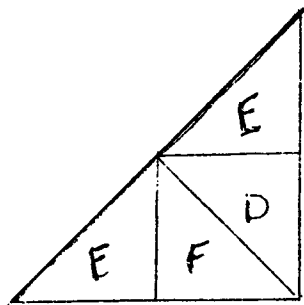
Sew DEF triangles to C triangles forming squares. Square CDEF units to 6 1/2". Assemble block as shown in diagram.



A B unit



CDEF unit



DEF unit

